


MEASURED ENTITY

| | |
|---------------------|--|
| Company Name | SA Corporate Real Estate Limited (including entities listed on Annexures A-B) |
| Trade Name | SA Corporate Real Estate Limited |
| Location | GreenPark Corner, 16th Floor, Cnr Lower Road & West Road South, Morningside, Johannesburg 2196 |
| Registration Number | 2015/015578/06 |
| VAT Number | N/A |
| Certificate Number | SAC 010618 - REV5 |

B-BBEE SCORE PER ELEMENT

| | |
|-----------------------------------|---------------|
| Equity Ownership | 19,12 |
| Management Control | 9,57 |
| Employment Equity | 10,83 |
| Skills Development | 20,33 |
| Enterprise & Supplier Development | 37,70 |
| Socio-Economic Development | 2,00 |
| Economic Development | 5,00 |
| Total | 104,55 |
| Adjusted Score out of 132 | 104,55 |
| Additional Y.E.S points | 0,00 |
| Final Score Awarded | 104,55 |

B-BBEE STATUS

| | | |
|--|--|------------------------------|
| Final B-BBEE Status | Level One Contributor | |
| Final B-BBEE Recognition Level | 135% | |
| Empowering Supplier | Yes | |
| Discounting Principle Applied to final level | No | |
| Participation in Y.E.S Initiative | No | |
| Achieve YES Target and 2.5% Absorption | No | |
| Achieve 1.5 x YES Target and 5% Absorption | No | |
| Achieve Double YES Target and 5% Absorption | No | |
| Level & Points from Y.E.S. Initiative | No additional levels or points | |
| Exclusion Principle applied to Ownership | No | |
| Modified Flow-Through Principle Applied | No | |
| Ownership Recognition | Flow-Through | Modified Flow-Through |
| Black Ownership (*Economic Interest) | 23,76% | N/A |
| Black Female Ownership (*Economic Interest) | 11,52% | N/A |
| Voting Rights of Black People | 49,51% | N/A |
| Voting Rights of Black Women | 24,11% | N/A |
| Economic Interest of Black People | 23,76% | N/A |
| Economic Interest of Black Women | 11,52% | N/A |
| 51% Black Owned | No | |
| 30% Black Women Owned | No | |
| 51% Black Designated Group Supplier | No | |
| Total Black Designated Groups | 0,00% | |
| Black Youth | 0,00% | |
| Black Disabled People | 0,00% | |
| Black Unemployed People | 0,00% | |
| Black People living in rural/under-developed areas | 0,00% | |
| Black Military Veterans | 0,00% | |
| Economic Interest of Black New Entrants | 0,00% | |
| Measurement Period | Financial Year Ended 31 December 2023 | |
| Applicable Scorecard | Amended Property Sector Generic Scorecard: Internal Management with REITS | |
| Applicable BEE Code | Amended Property Sector Code 40910 | |
| Date of Issue | 08 April 2024 | |
| Date of Re-issue | N/A | |
| Expiry Date | 07 April 2025 | |


Lindsay Orange

 Lindsay Orange
 Technical Signatory

AQRate has assessed and verified the relevant B-BBEE Elements of the above mentioned enterprise, to provide an independent and impartial opinion on the BEE status of the enterprise, based on the Amended Property Sector Code 40910, gazetted on 9 June 2017, in line with the Amended Broad-Based BEE Codes of Good Practice, 36528 (Codes 000-900).



BVA021


ANNEXURE A

| Subsidiary / Division / Entity | Registration | VAT Number |
|---|----------------|------------|
| 120 End Street Property Investments (Pty) Ltd | 2005/017398/07 | 4640221273 |
| Afhco (Pty) Ltd | 1996/013629/07 | 4140161771 |
| Afhco Consortium 2 (Pty) Ltd | 2017/043750/07 | N/A |
| Afhco Holdings (Pty) Ltd | 1998/017120/07 | 4630245829 |
| Afhco JCO Holdings (Pty) Ltd | 2018/331304/07 | N/A |
| Afhco Lifestyle (Pty) Ltd | 2016/336112/07 | N/A |
| Afhco Property Management (Pty) Ltd | 2001/012243/07 | 4770202663 |
| Aloegate (Pty) Ltd | 2009/004981/07 | N/A |
| Anchor Towers Property Investments (Pty) Ltd | 1998/005414/07 | 4084263393 |
| Aptotrim (Pty) Ltd | 2010/008486/07 | N/A |
| Autumn Star Trading 6 (Pty) Ltd | 2003/028250/07 | N/A |
| Barvickarl Investments (Pty) Ltd | 1954/002947/07 | N/A |
| Blue Heron (Pty) Ltd | 1989/000004/07 | 4960108282 |
| Buffshelfco 7 (Pty) Ltd | 2014/120152/07 | 4680277862 |
| Cross Atlantic Properties 117 (Pty) Ltd | 2007/008613/07 | 4760241887 |
| Dalem Investments (Pty) Ltd | 2015/081394/07 | N/A |
| Diluculo (Pty) Ltd | 2006/011702/07 | 4600244471 |
| Dune Lark Investments (Pty) Ltd | 1987/003437/07 | 4940108287 |
| Dusty Gold Investments 3 (Pty) Ltd | 2005/042670/07 | 4810225211 |
| Earlsden (Pty) Ltd | 2015/082427/07 | N/A |
| Electrops 91 (Pty) Ltd | 1996/011865/07 | 4500163714 |
| Erf 427 Windsor (Pty) Ltd | 1995/002627/07 | N/A |
| Erf 737 Rosettenville (Pty) Ltd | 2013/186454/07 | N/A |
| Erf 84-85-86 Shakas Head (Pty) Ltd | 1998/004827/07 | 4180178529 |
| First Residential Project (Pty) Ltd | 2012/051092/07 | N/A |
| G and N Tarn Enterprises(Pty) Ltd | 1969/015283/07 | N/A |
| Grey Heron Investments (Pty) Ltd | 1987/003440/07 | 4920108281 |
| Helen Joy Holdings (Pty) Ltd | 1969/015071/07 | N/A |
| Indluplace Properties (Pty) Ltd | 2013/226082/07 | 4700265111 |
| Indluplace Property Services (Pty) Ltd | 2020/270671/07 | 4630302240 |
| Indluprop I (Pty) Ltd | 2015/175338/07 | N/A |
| Indluprop II (Pty) Ltd | 2015/175568/07 | N/A |
| Ixonix (Pty) Ltd | 2012/037677/07 | 4720264573 |
| Jika Properties (Pty) Ltd | 2005/035424/07 | 4170236881 |
| Jrad Investments (Pty) Ltd | 1998/016920/07 | 4270210885 |
| K2023272738 (South Africa) (Pty) Ltd | 2023/272738/07 | N/A |
| K2023272750 (South Africa) (Pty) Ltd | 2023/272750/07 | N/A |
| K2023272783 (South Africa) (Pty) Ltd | 2023/272783/07 | N/A |
| K2023272790 (South Africa) (Pty) Ltd | 2023/272790/07 | N/A |
| K2023272799 (South Africa) (Pty) Ltd | 2023/272799/07 | N/A |
| K2023272803 (South Africa) (Pty) Ltd | 2023/272803/07 | N/A |
| K2023272827 (South Africa) (Pty) Ltd | 2023/272827/07 | N/A |
| K2023272833 (South Africa) (Pty) Ltd | 2023/272833/07 | N/A |
| K2023272839 (South Africa) (Pty) Ltd | 2023/272839/07 | N/A |



Measured Entity
 Certificate Number
 Issue Date
 Expiry Date

SA Corporate Real Estate Limited
 SAC 010618 - REV5
 08 April 2024
 07 April 2025

Lindsay Orange


Lindsay Orange
 Technical Signatory

AQRate has assessed and verified the relevant B-BBEE Elements of the above mentioned enterprise, to provide an independent and impartial opinion on the BEE status of the enterprise, based on the Amended Property Sector Code 40910, gazetted on 9 June 2017, in line with the Amended Broad-Based BEE Codes of Good Practice, 36928 (Codes 000-800), as amended.




ANNEXURE B

| Subsidiary / Division / Entity | Registration | VAT Number |
|---|----------------|------------|
| K2023272844 (South Africa) (Pty) Ltd | 2023/272844/07 | N/A |
| K2023272847 (South Africa) (Pty) Ltd | 2023/272847/07 | N/A |
| K2023272850 (South Africa) (Pty) Ltd | 2023/272850/07 | N/A |
| K2023276660 (South Africa) (Pty) Ltd | 2023/276660/07 | N/A |
| Karavas Properties (Pty) Ltd | 2012/178347/07 | N/A |
| Kenwyn Flats (Pty) Ltd | 1997/020093/07 | N/A |
| Lykoi (Pty) Ltd | 2016/319227/07 | 4200297127 |
| Madison Park Properties 24 (Pty) Ltd | 2006/027927/07 | 4790235560 |
| Myso Holdings (Pty) Ltd | 1969/001980/07 | N/A |
| NDF 15 Investment and Trading (Pty) Ltd | 2012/162772/07 | N/A |
| Ocwen Investments 57 (Pty) Ltd | 1999/012821/07 | 4510188883 |
| Pondos Investments (Pty) Ltd | 2014/012598/07 | N/A |
| Purple Fountain Properties 59 (Pty) Ltd | 2006/017264/07 | 4160236735 |
| Radzyn Investments Shareblock (Pty) Ltd | 1954/001986/07 | N/A |
| Resico (Pty) Ltd | 2017/146949/07 | N/A |
| Rock Kestrel Investments (Pty) Ltd | 1987/003444/07 | 4930108289 |
| SA Corporate Real Estate Fund Managers (RF) (Pty) Ltd | 1994/009895/07 | 4300153485 |
| SA Retail Properties (Pty) Ltd | 1999/025764/07 | 4830192391 |
| SAC Storage (Pty) Ltd | 2016/486025/07 | N/A |
| Sapphire Cove Investments 18 (Pty) Ltd | 2013/020225/07 | 4820232017 |
| Serfon Investments (Pty) Ltd | 2000/004202/07 | 4870188192 |
| Shanike Investments No 85 (Pty) Ltd | 2010/001078/07 | N/A |
| Siemwright Corner Properties (Pty) Ltd | 2007/008560/07 | 4340241670 |
| Stondell Investments (Pty) Ltd | 1969/005217/07 | 4600108353 |
| Sunnyshore Trade and Invest 103 (Pty) Ltd | 2007/014839/07 | N/A |
| Teaca Properties (Pty) Ltd | 2006/009429/07 | N/A |
| The Falls Rental Company (Pty) Ltd | 2018/336381/07 | N/A |
| Umlazi Mega City (Pty) Ltd | 2004/005452/07 | 4200259465 |
| Unlocked Properties 10 (Pty) Ltd | 2014/237746/07 | N/A |
| Unlocked Properties 11 (Pty) Ltd | 2015/118058/07 | N/A |
| Unlocked Properties 12 (Pty) Ltd | 2015/118092/07 | N/A |
| Unlocked Properties 13 (Pty) Ltd | 2015/127572/07 | N/A |
| Unlocked Properties 14 (Pty) Ltd | 2015/141391/07 | N/A |
| Unlocked Properties 21 (Pty) Ltd | 2016/395110/07 | N/A |
| Unlocked Properties 6 (Pty) Ltd | 2014/164353/07 | N/A |
| Vaxirox Investments (Pty) Ltd | 2009/023061/07 | 4030259529 |
| Wood Ibis Investments (Pty) Ltd | 1987/003435/07 | 4910108283 |
| Yieldex 1 (Pty) Ltd | 2015/253977/07 | N/A |
| Yieldex 10 (Pty) Ltd | 2016/187345/07 | N/A |
| Yieldex 11 (Pty) Ltd | 2016/187315/07 | N/A |
| Yieldex 12 (Pty) Ltd | 2016/187271/07 | N/A |
| Yieldex 13 (Pty) Ltd | 2016/297212/07 | N/A |
| Yieldex 4 (Pty) Ltd | 2015/293617/07 | N/A |
| Yieldex 7 (Pty) Ltd | 2016/169327/07 | N/A |



Measured Entity
 Certificate Number
 Issue Date
 Expiry Date


SA Corporate Real Estate Limited
 SAC 010618 - REV5
 08 April 2024
 07 April 2025


Lindsay Orange

Lindsay Orange
 Technical Signatory

AQRate has assessed and verified the relevant B-BBEE Elements of the above mentioned enterprise, to provide an independent and impartial opinion on the BEE status of the enterprise, based on the Amended Property Sector Code 40910, gazetted on 9 June 2017, in line with the Amended Broad-Based BEE Codes of Good Practice, 36928 (Codes 000-800), as amended.



| <div>  <div> AQRate <small>RATING AGENCY</small> </div> </div> <div>www.aqrate.co.za</div> <div> B-BBEE VERIFICATION REPORT </div> | | | | | | | |
|--|----------------------------------|---|---------------------|---------------------------|---|-------|-------------|
| AMENDED PROPERTY SECTOR GENERIC SCORECARD:INTERNAL MANAGEMENT WITH REITS | | | | | | | |
| Measured Entity | SA Corporate Real Estate Limited | | | Issue Date | 08 April 2024 | | |
| Registration Number | 2015/015578/06 | | | Certificate Number | SAC 010618 - REV5 | | |
| BEE Elements | Weighting | Indicators | Indicator Weighting | Target | Actual % | Score | Total Score |
| Equity Ownership | 30 | Exercisable Voting Rights in the Enterprise in the hands of Black People | 4 | 27.0% | 49.51% | 4.00 | 19.12 |
| | | Exercisable Voting Rights in the Enterprise in the hands of Black Women | 2 | 10% | 24.11% | 2.00 | |
| | | Economic Interest of Black People in the Enterprise | 4 | 27% | 23.76% | 3.52 | |
| | | Economic Interest of Black Women in the Enterprise | 2 | 10% | 11.52% | 2.00 | |
| | | Economic Interest of any of the following Black natural people in the Measured Entity - Black Designated Groups : <ul style="list-style-type: none"> - Black Designated Groups (Black Youth) - Black Designated Groups (Black Disabled) - Black Designated Groups (Black Unemployed) - Black Designated Groups (Rural or Under-Developed Area) - Black Designated Groups (Black Military Veterans) | 4 | 2.5% | 0.00% (0%) (0%) (0%) (0%) (0%) | 0.00 | |
| | | - Black participants in Employee Ownership Programmes (ESOP) | | | 0.00% | | |
| | | - Black beneficiaries in Broad-Based Ownership Schemes (BBOS) | | | 0.00% | | |
| | | - Black participants in Co-Operatives | | | 0.00% | | |
| | | Involvement in the ownership of the enterprise by Black New Entrants | 2 | 2% | 0.00% | 0.00 | |
| | | Net Value | 8 | As defined | | 7.60 | |
| Management Control | 9 | Financial support to 51% black owned (level1-3) entities as a % of development/redevelopments spend on properties not currently owned by the Measured Entity (Property Owning Companies only) | 4 | 2% | 0.00% | 0.00 | 9.57 |
| | | Bonus points: Disposal of assets to Black owned and controlled company with at least 51% Black ownership (level 1-3) as a % of total asset disposal | 3 | 35% | 0.00% | 0.00 | |
| | | Exercisable Voting Rights of Black Board members | 2 | 50% | 80.00% | 2.00 | |
| | | Exercisable Voting Rights of Black Female Board members | 1 | 25% | 50.00% | 1.00 | |
| | | Black Executive Directors as a % of all executive directors | 2 | 50% | 66.67% | 2.00 | |
| | | Black Female Executive Directors as a % of all executive directors | 1 | 25% | 33.33% | 1.00 | |
| | | Black Other Executive Management as a % of all other executive management | 2 | 60% | 37.50% | 1.25 | |
| | | Black Female Other Executive Management as a % of all other executive management | 1 | 30% | 12.50% | 0.42 | |
| Employment Equity | 13 | Bonus points: Black Executive Directors as a % of all executive directors | 1 | 70% | 66.67% | 0.95 | 10.83 |
| | | Bonus points: Black Female Executive Directors as a % of all executive directors | 1 | 35% | 33.33% | 0.95 | |
| | | Black employees in Senior Management as a percentage of all Senior Management | 4 | 60% | 30.33% | 2.02 | |
| | | Black Female employees in Senior Management as a percentage of all Senior Management | 2 | 30% | 18.26% | 1.22 | |
| | | Black employees in Middle Management as a percentage of all middle management | 3 | 75% | 57.97% | 2.32 | |
| | | Black Female employees in Middle Management as a percentage of all middle management | 1 | 38% | 35.32% | 0.93 | |
| | | Black employees in Junior Management as a percentage of all junior management | 1 | 88% | 81.69% | 0.93 | |
| | | Black Female employees in Junior Management as a percentage of all junior management | 1 | 44% | 34.89% | 0.79 | |
| | | Black disabled employees as a percentage of all employees | 1 | 2% | 2.60% | 1.00 | |
| | | Bonus points: Black employees in Senior Management as a percentage of all Senior Management | 1 | 70% | 30.88% | 0.44 | |
| | | Bonus point: Black Female employees in Senior Management as a percentage of all Senior Management | 1 | 40% | 18.94% | 0.47 | |
| | | Bonus points: Black employees in Middle Management as a percentage of all Middle Management | 0.5 | 85% | 60.28% | 0.35 | |
| | | Bonus points: Black Female employees in Middle Management as a percentage of all Middle Management | 0.5 | 50% | 36.14% | 0.36 | |

| | | | | | | | |
|---|-----------|---|---------------------|---|------------|-------------------|-------------|
| <div><div></div><div><div>AQRate</div><div>RATING AGENCY</div></div></div> <div>www.aqrate.co.za</div> | | B-BBEE VERIFICATION REPORT | | | | | |
| AMENDED PROPERTY SECTOR GENERIC SCORECARD:INTERNAL MANAGEMENT WITH REITS | | | | | | | |
| Measured Entity | | SA Corporate Real Estate Limited | | Issue Date | | 08 April 2024 | |
| Registration Number | | 2015/015578/06 | | Certificate Number | | SAC 010618 - REV5 | |
| BEE Elements | Weighting | Indicators | Indicator Weighting | Target | Actual % | Score | Total Score |
| Skills Development | 19 | Skills Development Expenditure on Black People as a percentage of the Leviable Amount | 8 | 5% | 4.79% | 7.67 | 20.33 |
| | | Skills Development Expenditure for Black Employees with disabilities | 3 | 0.30% | 1.39% | 3.00 | |
| | | Number of black employees participating in Learnerships, Apprenticeships and Internships as a percentage of total employees | 4 | 2.5% | 2.4% | 3.88 | |
| | | Number of previously unemployed black people participating in Learnerships, Apprenticeships and Internships as a percentage of total employees | 4 | 2.5% | 2.4% | 3.78 | |
| | | Bonus: Number of Black People absorbed by the Measured and Industry Entity at the end of the Learnership Programme | 3 | 100% | 67% | 2.00 | |
| Enterprise & Supplier Development | 39 | B-BBEE Procurement Spend from all Empowering Suppliers as a percentage of Total Measured Procurement Spend | 2 | 80% | 93.51% | 2.00 | 37.70 |
| | | B-BBEE Procurement Spend from all Empowering Suppliers that are QSEs, as percentage of Total Measured Procurement Spend | 2 | 15% | 7.39% | 0.98 | |
| | | B-BBEE Procurement Spend from all EMEs as a percentage of Total Measured Procurement Spend. | 2 | 15% | 12.66% | 1.69 | |
| | | B-BBEE Procurement Spend from Empowering Suppliers that are at least 51% black owned, as a percentage of Total Measured Procurement Spend | 8 | 40% | 25.16% | 5.03 | |
| | | B-BBEE Procurement Spend from Empowering Suppliers that are at least 30% black women owned, as a percentage of Total Measured Procurement Spend | 4 | 12% | 12.72% | 4.00 | |
| | | Percentage of procurement spend with at least 51% Black owned Property Service enterprises (level 1-3) as a percentage of the total property services spend | 6 | 40% | 74.49% | 6.00 | |
| | | Bonus points: B-BBEE Procurement Spend from Designated Group Suppliers that are at least 51% black owned. | 2 | 2% | 3.79% | 2.00 | |
| | | Annual value of all Supplier Development Contributions as a percentage of the target | 10 | 2% of NPAT | 2.82% | 10.00 | |
| | | Annual value of Enterprise Development Contributions and Sector Specific Programmes as a percentage of the target | 5 | 1% of NPAT | 1.05% | 5.00 | |
| | | Bonus point for graduation of an Enterprise Development beneficiary to Supplier Development level | 1 | Yes | No | 0.00 | |
| | | Bonus point for creating jobs directly as a result of Supplier or Enterprise Development initiatives | 1 | Yes | Yes | 1.00 | |
| | | Socio-Economic Development | 2 | Average annual value of all Socio-Economic Development Contributions by the Measured Entity as a percentage of Net Profit after Tax or Turnover | 2 | 1% of NPAT | |
| Economic Development | 5 | Development Investment in under-resourced areas as a % of total annual investment | 5 | 10% | 14.30% | 5.00 | 5.00 |
| | | Contributions towards any Economic Development Program as a % of total annual investment activities | 0 | 5% | 0.00% | 0.00 | |
| TOTAL SCORE | | | | | | | 104.55 |
| TOTAL AVAILABLE POINTS | | | | | | | 132.00 |
| ADJUSTED SCORE | | | | | | | 104.55 |
| LEVEL BEFORE ADJUSTMENTS | | | | | Level | 1 | Contributor |
| PRIORITY ELEMENTS CHECKED | | | | | | | ACHIEVED |
| ADDITIONAL LEVEL AND POINTS FOR QUALIFYING Y.E.S EMPLOYERS | | | | | + 0 LEVELS | + 0 POINTS | |
| FINAL SCORE | | | | | | | 104.55 |
| FINAL STATUS AWARDED | | | | | Level | 1 | Contributor |
| % RECOGNITION | | | | | | | 135% |
| Broad-Based BEE Status Levels | | | | | | | |
| Level One Contributor | | ≥100 points | | 135% Recognition | | | |
| Level Two Contributor | | ≥95 but <100 points | | 125% Recognition | | | |
| Level Three Contributor | | ≥90 but <95 points | | 110% Recognition | | | |
| Level Four Contributor | | ≥80 but <90points | | 100% Recognition | | | |
| Level Five Contributor | | ≥75 but <80 points | | 80% Recognition | | | |
| Level Six Contributor | | ≥70 but <75 points | | 60% Recognition | | | |
| Level Seven Contributor | | ≥55 but <70 points | | 50% Recognition | | | |
| Level Eight Contributor | | ≥40 but <55 points | | 10% Recognition | | | |
| Non-Compliant Contributor | | <40 points | | 0% Recognition | | | |

William Smith

William Smith

Verification Analyst

Lindsay Orange

Lindsay Orange

Technical Signatory



Broad-Based Black Economic Empowerment Commission
Compliance Report by Companies Listed on the
Johannesburg Stock Exchange (JSE)
 (in terms of Section 13G (2) of the Act)

Case Number:

FORM: BBBEE 1

SECTION A: DETAILS OF ENTITY

| | |
|--|--|
| Name of Entity / Organisation | SA Corporate Real Estate Limited |
| Registration Number | 2015/015578/06 |
| Physical Address | GreenPark Corner, 16 th Floor, Corner Lower Road and West Road South, Morningside, Johannesburg, 2196 |
| Telephone Number | +27 (0) 10 020 2530 |
| Email Address | info@sacorp.co.za |
| Indicate Type of Entity / Organisation | Listed company/REIT |
| Industry / Sector | Real Estate/Property |
| Relevant Code of Good Practice | Property Charter Sector Code |
| Name of Verification Agency | AQRate (Pty) Ltd |
| Name of Technical Signatory | Lindsay Orange |

SECTION B: INFORMATION AS VERIFIED BY THE BROAD-BASED BLACK ECONOMIC EMPOWERMENT VERIFICATION PROFESSIONAL AS PER SCORECARDS

| B-BBEE Elements | Target Score Including | Bonus Points | Actual Score Achieved (Incl Bonus Points) |
|-------------------------------------|------------------------|--------------|---|
| Ownership | 30 points | 0 | 19.12 |
| Management Control | 9 points | 1.90 | 9.57 |
| Employment equity | 13 points | 1.63 | 10.83 |
| Skills Development | 19 points | 2.00 | 20.33 |
| Enterprise and Supplier Development | 39 points | 3.00 | 37.70 |
| Socio-Economic Development | 2 points | 0 | 2 |
| Economic Development | 5 points | 0 | 5 |
| Total Score | 132 points | 8.53 | 104.55 |

*indicate how each element contributes to the outcome of the scorecard

SECTION B (Continued): INFORMATION AS VERIFIED BY THE BROAD-BASED BLACK ECONOMIC EMPOWERMENT VERIFICATION PROFESSIONAL AS PER SCORECARDS

| Priority Elements Achieved | YES / NO and specify them | Priority Element | Achieved Status (Yes / No) |
|----------------------------|---------------------------|--------------------|----------------------------|
| | | Ownership | YES |
| | | Skills Development | YES |
| | | Enterprise Dev | YES |
| | | Supplier Dev | YES |
| | | Procurement | YES |
| Empowering Supplier Status | YES / NO | YES | |
| Final B-BBEE Status Level | Level 1 | | |

SECTION C: FINANCIAL REPORT

1. BASIC ACCOUNTING DETAILS:

a. Accounting Officer's Name:

Sameshan Moodley

b. Address:

GreenPark Corner, 16th Floor, Corner Lower Road and West Road South, Morningside, Johannesburg, 2196

c. Accounting Policy: (Your accounts are done?)

| Weekly | Monthly | Other (specify) |
|--------|---------|-----------------|
| | X | |

d. Has the attached Financial Statements and Annual Report been approved by the entity?

YES

2. PLEASE ATTACH THE FOLLOWING:

a. Copy of Annual Financial Statement including Balance Sheet and Income and Expenditure Report.

YES

b. Annual Report

To follow upon publication after 25 April 2024

3. ENTITY ANNUAL TURNOVER:

R 2,480,458

4. SIGN-OFF AND DATE:


Signature

9 April 2024
Date